
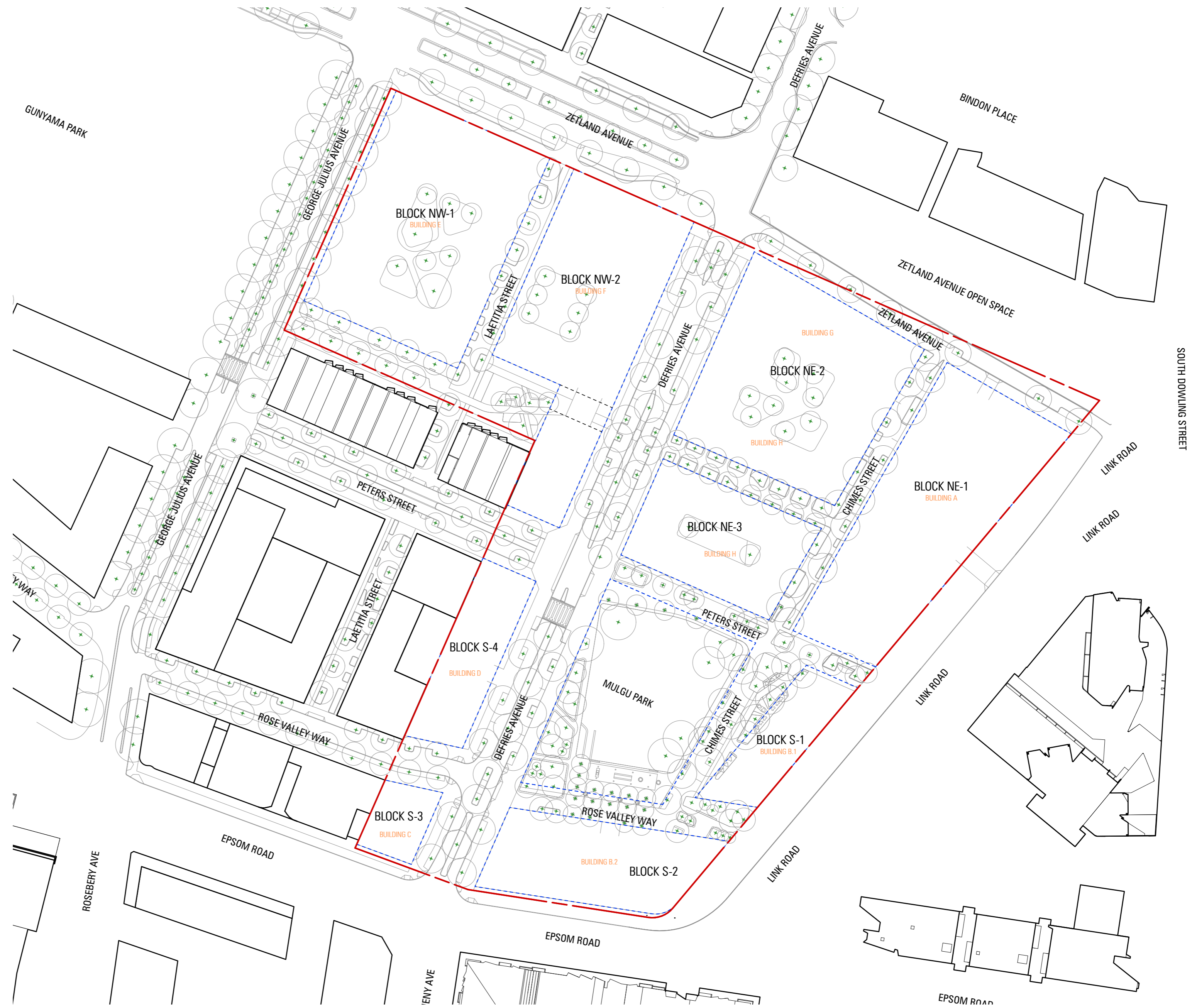


Attachment A4

Reference Scheme



LEGEND

MAKO ARCHITECTURE
 SUITE 108
 59 MARLBOROUGH ST
 SURRY HILLS NSW 2010
 ARCH. REG. NO. 8886[NSW] 19020[VIC]
 WWW.MAKOARCHITECTURE.COM.AU

STUDIO 5 LEVEL 1 BAILEYS ARCADE
 131-157 LONDON CIRCUIT
 CANBERRA CITY 2601
 2569[ACT]

PROJECT DETAILS
 SUTTON SITE
 ZETLAND
 for
 MERITON

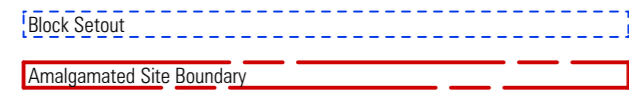
NOTES
 all dimensions in millimetres unless otherwise noted
 check all dimensions on site prior to construction
 work to figured dimensions. do not scale off drawings

to be read in conjunction with the complete documentation package including, but not limited to, all consultant drawings, specifications, reports and consent conditions
 report all discrepancies to the project manager

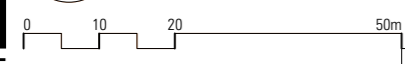

LEGEND

REVISIONS	UPDATED MIX	STATUS
A 16/6/2022	SUBMISSION 01	REFERENCE DESIGN
B 10/7/2022		

SITE LAYOUT
2129 A 10000 B
 REFERENCE DESIGN
 DATE 10/7/2022
 2129_REFERENCE SCHEME - COMPILED.vwx



LEGEND



MAKO ARCHITECTURE
 SUITE 108
 59 MARLBOROUGH ST
 SURRY HILLS NSW 2010
 ARCH. REG. NO. 8886[NSW] 19020[VIC]
 WWW.MAKOARCHITECTURE.COM.AU

STUDIO 5 LEVEL 1 BAILEYS ARCADE
 131-157 LONDON CIRCUIT
 CANBERRA CITY 2601
 2569[ACT]

PROJECT DETAILS
 SUTTON SITE
 ZETLAND
 for
 MERITON

NOTES
 all dimensions in millimetres unless otherwise noted
 check all dimensions on site prior to construction
 work to figured dimensions. do not scale off drawings

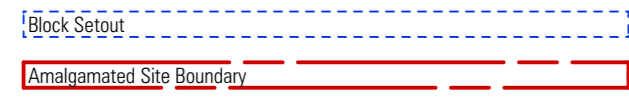
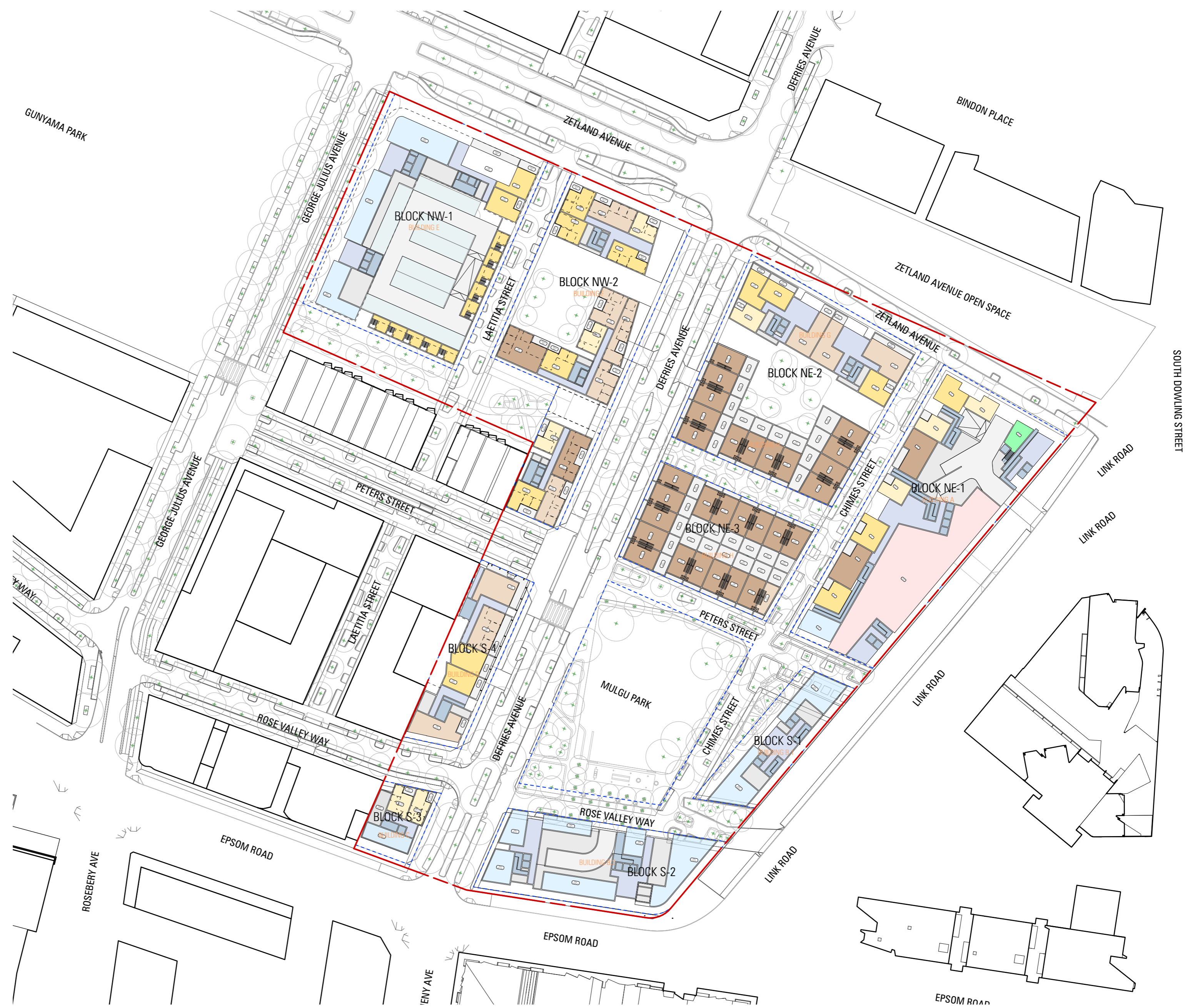
to be read in conjunction with the complete documentation package including, but not limited to, all consultant drawings, specifications, reports and consent conditions
 report all discrepancies to the project manager

LEGEND

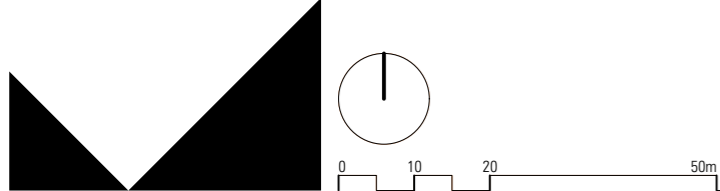
REVISIONS	UPDATED MIX
A 16/6/2022	SUBMISSION 01
B 10/7/2022	

LEVEL 00_BASEMENT
2129 A 11001 B

STATUS
REFERENCE DESIGN
 DATE
 10/7/2022



LEGEND



MAKO ARCHITECTURE
 SUITE 108
 59 MARLBOROUGH ST
 SURRY HILLS NSW 2010
 ARCH. REG. NO. 8886[NSW] 19020[VIC]
 WWW.MAKOARCHITECTURE.COM.AU

STUDIO 5 LEVEL 1 BAILEYS ARCADE
 131-157 LONDON CIRCUIT
 CANBERRA CITY 2601
 2569[ACT]

PROJECT DETAILS
 SUTTON SITE
 ZETLAND
 by
 MERITON

NOTES
 all dimensions in millimetres unless otherwise noted
 check all dimensions on site prior to construction
 work to figured dimensions. do not scale off drawings

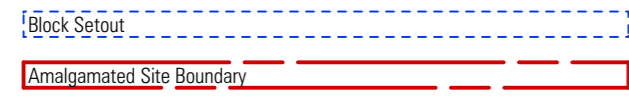
to be read in conjunction with the complete documentation package including, but not limited to, all consultant drawings, specifications, reports and consent conditions
 report all discrepancies to the project manager

LEGEND

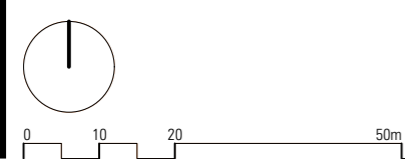
REVISIONS	UPDATED MIX	STATUS
A 16/6/2022	SUBMISSION 01	REFERENCE DESIGN
B 10/7/2022	SUBMISSION 01	DATE 10/7/2022

LEVEL 01_GROUND
2129A 11002 B

2129_REFERENCE SCHEME - COMPILED.vwx



LEGEND



MAKO ARCHITECTURE
 SUITE 108
 59 MARLBOROUGH ST
 SURRY HILLS NSW 2010
 ARCH. REG. NO. 8886[NSW] 19020[VIC]
 WWW.MAKOARCHITECTURE.COM.AU

STUDIO 5 LEVEL 1 BAILEYS ARCADE
 131-157 LONDON CIRCUIT
 CANBERRA CITY 2601
 2569[ACT]

PROJECT DETAILS
 SUTTON SITE
 ZETLAND
 by
 MERITON

NOTES
 all dimensions in millimetres unless otherwise noted
 check all dimensions on site prior to construction
 work to figured dimensions. do not scale off drawings

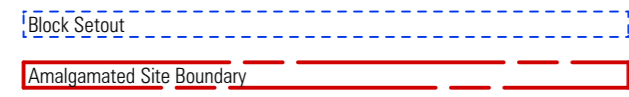
to be read in conjunction with the complete documentation package including, but not limited to, all consultant drawings, specifications, reports and consent conditions
 report all discrepancies to the project manager

LEGEND

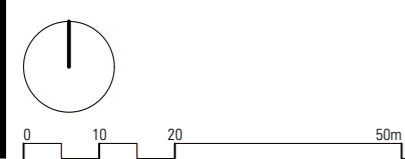
REVISIONS	DATE	UPDATED MIX	SUBMISSION 01
A	16/6/2022		
B	10/7/2022		

TYPICAL LEVELS 02-04
 2129 A 11003 B

STATUS
REFERENCE DESIGN
 DATE
 10/7/2022
 2129_REFERENCE SCHEME - COMPILED.vwx



LEGEND



MAKO ARCHITECTURE
 SUITE 108
 59 MARLBOROUGH ST
 SURRY HILLS NSW 2010
 ARCH. REG. NO. 8886[NSW] 19020[VIC]
 WWW.MAKOARCHITECTURE.COM.AU

STUDIO 5 LEVEL 1 BAILEYS ARCADE
 131-157 LONDON CIRCUIT
 CANBERRA CITY 2601
 2569[ACT]

PROJECT DETAILS
 SUTTON SITE
 ZETLAND
 by
 MERITON

NOTES
 all dimensions in millimetres unless otherwise noted
 check all dimensions on site prior to construction
 work to figured dimensions. do not scale off drawings

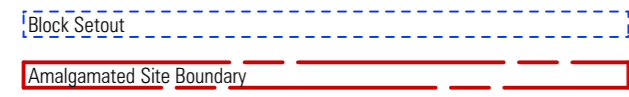
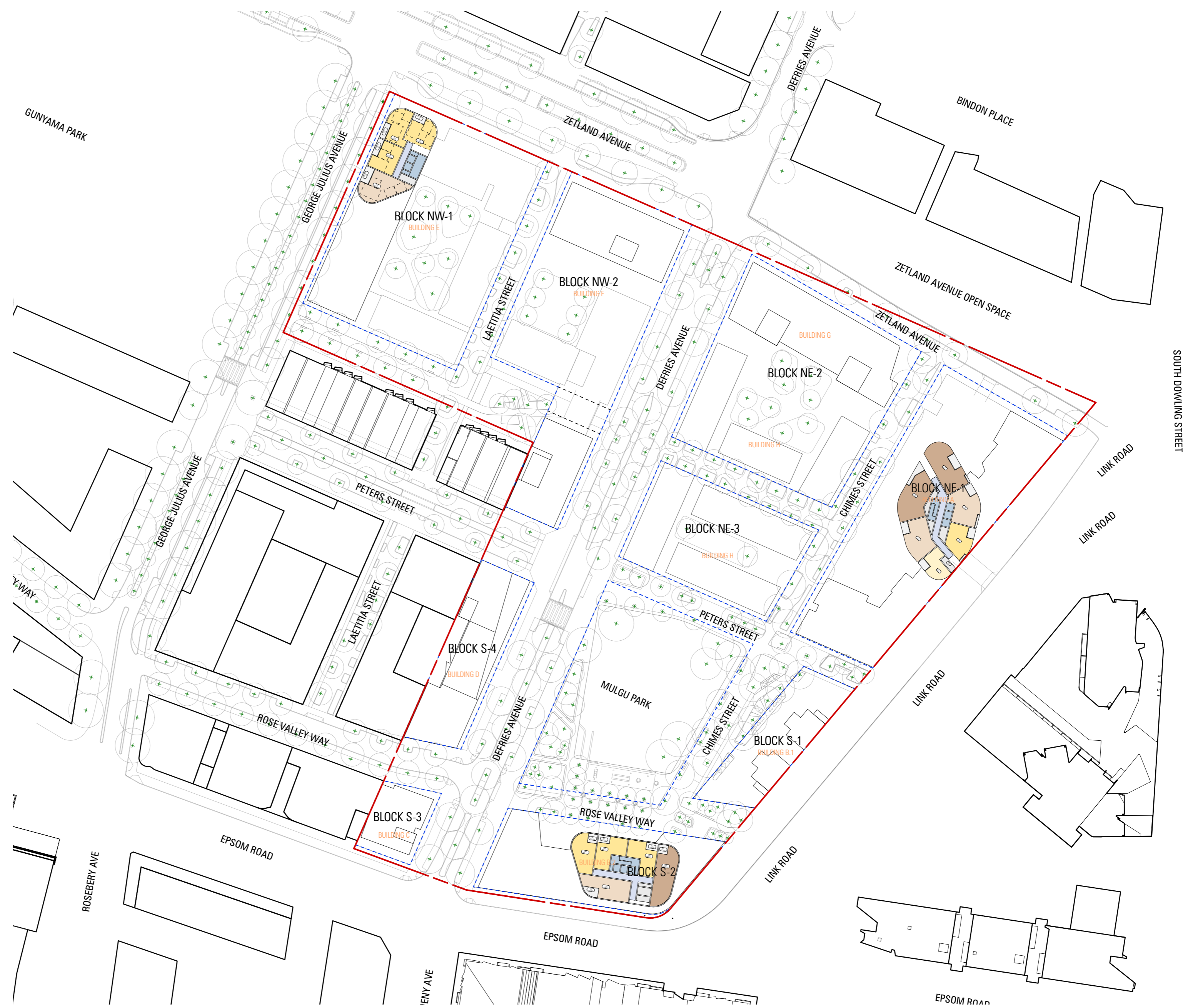
to be read in conjunction with the complete documentation package including, but not limited to, all consultant drawings, specifications, reports and consent conditions
 report all discrepancies to the project manager

LEGEND

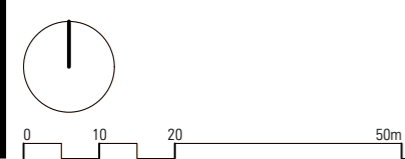
REVISIONS	DATE	UPDATED MIX	SUBMISSION 01
A	16/6/2022		
B	10/7/2022		

TYPICAL LEVELS 05-09
 2129 A 11004 B

REFERENCE DESIGN
 STATUS
 DATE
 10/7/2022
 2129_REFERENCE SCHEME - COMPILED.vwx



LEGEND



LEGEND

REVISIONS	DATE	UPDATED MIX	SUBMISSION
A	16/6/2022		
B	10/7/2022		SUBMISSION 01

TYPICAL LEVELS - TOWERS
 2129A 11005 B

BLOCK S-1

Table with columns: 1 Bed, 1 Bed + Study, 2 Bed, 3 Bed, 4 Bed, TOTAL. Rows include LEVEL 08 to GROUND - LEVEL 01 and a TOTAL row.

Table with columns: GFA, NSA, Natural Vent, Solar Access 2hr, PARKING. Rows include GFA/NSA, Natural Vent, Solar Access 2hr, and PARKING details.

BLOCK NW-2

Table with columns: 1 Bed, 1 Bed + Study, 2 Bed, 3 Bed, 4 Bed, TOTAL. Rows include LEVEL 08 to GROUND - LEVEL 01 and a TOTAL row.

Table with columns: GFA, NSA, Natural Vent, Solar Access 2hr, PARKING. Rows include GFA/NSA, Natural Vent, Solar Access 2hr, and PARKING details.

BLOCK S-2 - PODIUM + TOWER

Table with columns: 1 Bed, 1 Bed + Study, 2 Bed, 3 Bed, 4 Bed, TOTAL. Rows include LEVEL 14 to GROUND - LEVEL 01 and a TOTAL row.

Table with columns: GFA, NSA, Natural Vent, Solar Access 2hr, PARKING. Rows include GFA/NSA, Natural Vent, Solar Access 2hr, and PARKING details.

BLOCK NE-1 - PODIUM + TOWER

Table with columns: 1 Bed, 1 Bed + Study, 2 Bed, 3 Bed, 4 Bed, TOTAL. Rows include LEVEL 23 to GROUND - LEVEL 01 and a TOTAL row.

Table with columns: GFA, NSA, Natural Vent, Solar Access 2hr, PARKING. Rows include GFA/NSA, Natural Vent, Solar Access 2hr, and PARKING details.

BLOCK S-3

Table with columns: 1 Bed, 1 Bed + Study, 2 Bed, 3 Bed, 4 Bed, TOTAL. Rows include LEVEL 07 to GROUND - LEVEL 01 and a TOTAL row.

Table with columns: GFA, NSA, Natural Vent, Solar Access 2hr, PARKING. Rows include GFA/NSA, Natural Vent, Solar Access 2hr, and PARKING details.

BLOCK S-4

Table with columns: 1 Bed, 1 Bed + Study, 2 Bed, 3 Bed, 4 Bed, TOTAL. Rows include LEVEL 08 to GROUND - LEVEL 01 and a TOTAL row.

Table with columns: GFA, NSA, Natural Vent, Solar Access 2hr, PARKING. Rows include GFA/NSA, Natural Vent, Solar Access 2hr, and PARKING details.

BLOCK NE-2

Table with columns: 1 Bed, 1 Bed + Study, 2 Bed, 3 Bed, 4 Bed, TOTAL. Rows include LEVEL 08 to GROUND - LEVEL 01 and a TOTAL row.

Table with columns: GFA, NSA, Natural Vent, Solar Access 2hr, PARKING. Rows include GFA/NSA, Natural Vent, Solar Access 2hr, and PARKING details.

BLOCK NW-1 - PODIUM + TOWER

Table with columns: 1 Bed, 1 Bed + Study, 2 Bed, 3 Bed, 4 Bed, TOTAL. Rows include LEVEL 14 to GROUND - LEVEL 01 and a TOTAL row.

Table with columns: GFA, NSA, Natural Vent, Solar Access 2hr, PARKING. Rows include GFA/NSA, Natural Vent, Solar Access 2hr, and PARKING details.

BLOCK NE-3 - TOWN HOMES

Table with columns: 1 Bed, 1 Bed + Study, 2 Bed, 3 Bed, 4 Bed, TOTAL / FLR. Rows include LEVEL 03 to TOWN HOMES - LEVEL 01 and a TOTAL row.

Table with columns: GFA, NSA, Natural Vent, Solar Access 2hr, PARKING. Rows include GFA/NSA, Natural Vent, Solar Access 2hr, and PARKING details.

Summary table with columns: RESI - APARTMENTS, BH Rooms, 1 Bed, 1 Bed + Study, 2 Bed, 3 Bed, 4 Bed, TOTAL, GFA, RETAIL, ELC. Rows include BLOCK NE-2, BLOCK NW-2, BLOCK NW-1, BLOCK S-4, BLOCK S-3, BLOCK S-2, BLOCK S-1, and a TOTAL row.

SUMMARY

FSR: 2.20 -1